

Required Electrical Service

Low voltage connection from SM generator via multi-conductor cable (supplied).

Product information:

Programmable Time and temperature.

Digital display of ambient and pre-set temperature and elapsed time.

Temperature icons for system status.

Dimensions: 3.7" x 3.7".

Stand alone or in conjunction with TC-125.

Package includes

control, strain relief clamp, silicone sealant, new steamhead (delivers 360-degree steam dispersion), 6-pin coupler, 25ft multi-conductor cable, installation and operating instructions.

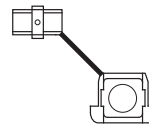
Installation Notes:

- Surface Mount - 1½" hole required.
- Mounts **INSIDE ONLY**.
- Cable **MUST** be run through ¾" conduit.
- Mount control near seating area.

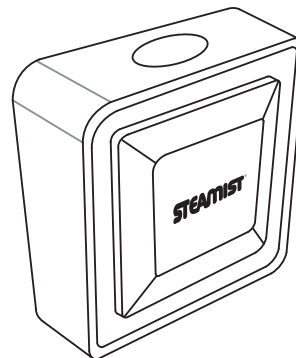
Rough-in Notes:

- Control should be mounted 48" above the floor.
- Steamhead to be mounted 18" above the finished floor or 6" above the rim of the tub and as far from the seating area as possible.

Strain relief clamp

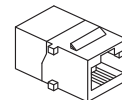


Silicone sealant

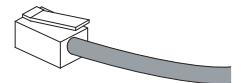


360-degree diffusing Steamhead

6-pin coupler



25ft multi-conductor cable



Product No. - Finishes

150-PC - Polished Chrome

150-PB - Polished Brass

150-BN - Brushed Nickel

150-ORB - Oil Rubbed Bronze