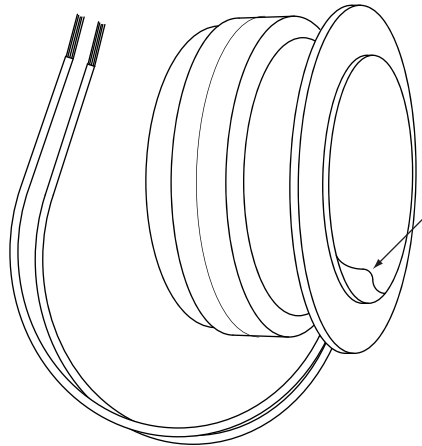


# STEAMIST®

## AudioSense "Invisible" Speaker Instructions

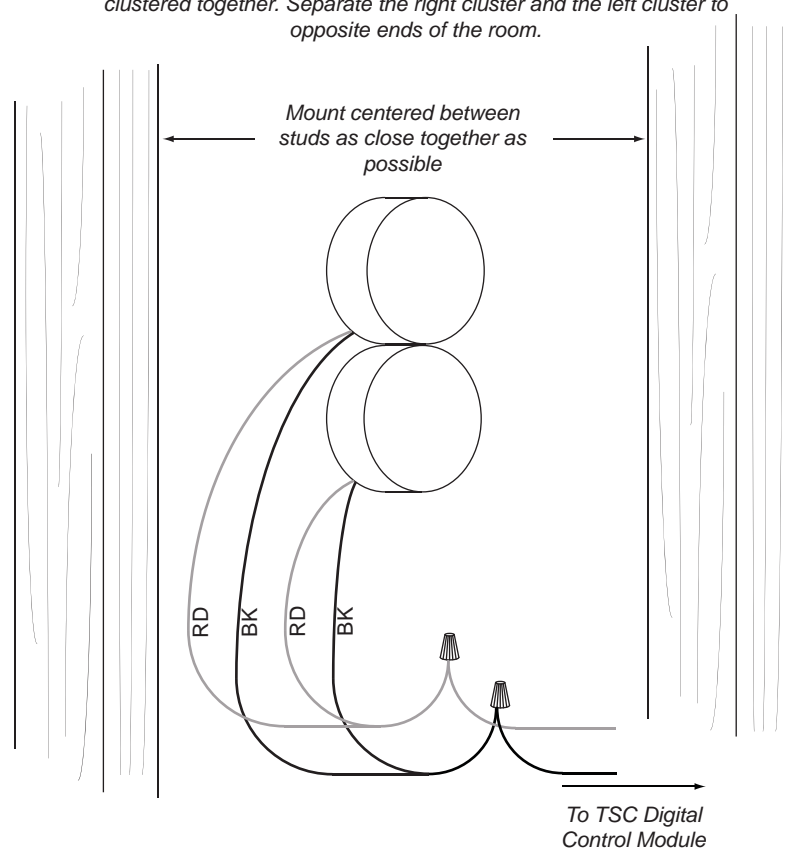
Model: TSS-IN



Remove the self adhesive liner and attach to the ceiling.

Invisible Speaker Transducers

Right or Left channel shown. Each channel has two transducers clustered together. Separate the right cluster and the left cluster to opposite ends of the room.



**NOTE:** To be used in conjunction with the TSC Digital Control Module, ChromaSense option. See separate Pub# 206.

# STEAMIST®

AudioSense "Invisible" Speakers

Model: TSS-IN

## Product Information – TSS-IN

5 year parts warranty

To be used in conjunction with the TSC Digital Control Module, AudioSense option. See separate Pub# 206.

Max Power 30W each (x4)

## Package Includes:

(2) 25ft lengths of speaker wire

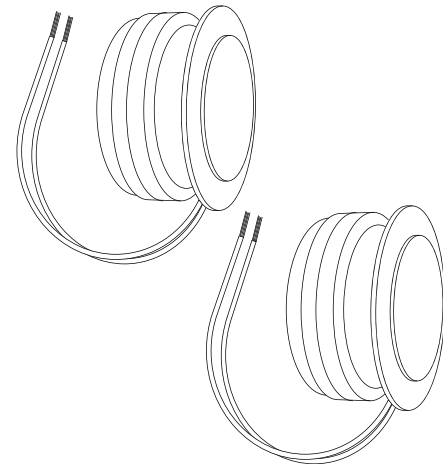
## Installation Notes

Each channel has two transducers clustered together.  
Separate the right cluster and the left cluster to opposite ends of the room.

## Rough-in Notes

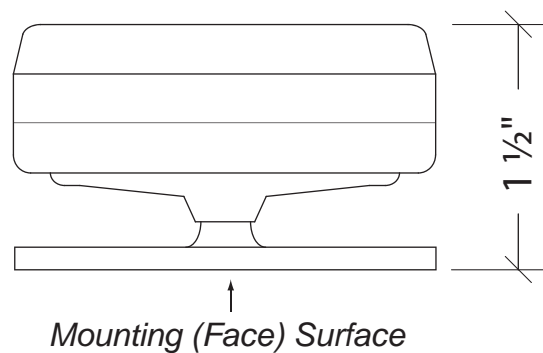
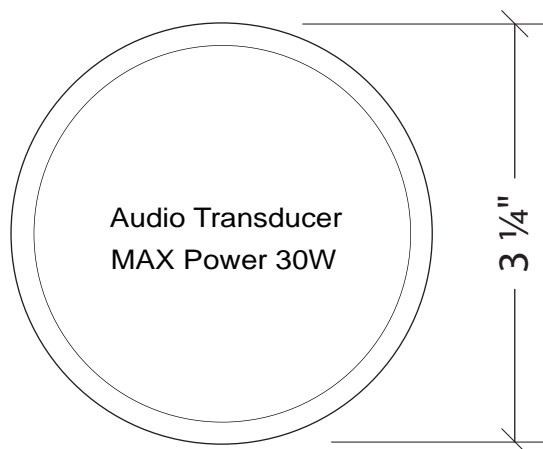
Remove the self adhesive liner and attach to the ceiling or to the wall.

## TSS-CL Invisible Speakers



Invisible Speaker Transducers

## Dimensions



Wiring Layout

