

STEAMIST®

Steam Generator

Models: SM-8 / SM-8-IM

Features

- 5-year parts warranty - 2-year labor warranty
- Generator typically can be installed up to 25 ft. from the bathing area
- Diagnostic LED Displays
- Stainless Steel Construction
- Solid-State Circuitry

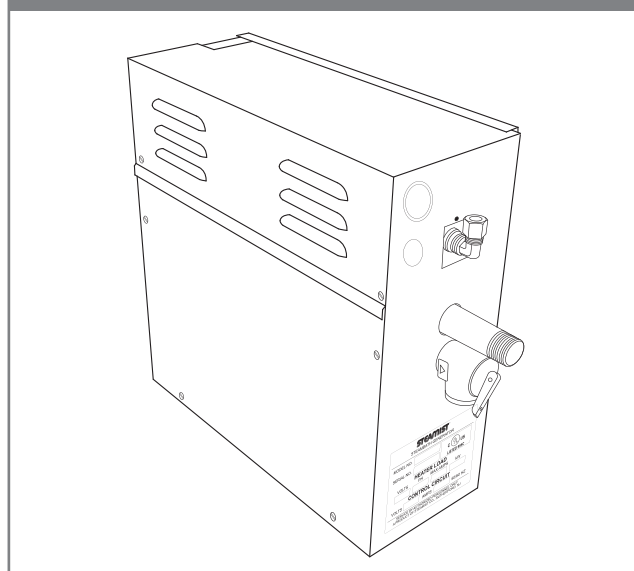
Codes/Standards

- UL 499
- UL/CUL Listed
- City of LA - Approved
- City of New York - M.E.A. Approved
- State of Mass. Approved

Important

In order for the InstaMist feature to function on model SM-8-IM, water must always be in the tank. For this reason the factory installed Auto Drain is NOT available with any InstaMist generators.

SM-8 / SM-8-IM



Steam Generator Specification Chart

Model Number	Product Number	KW Rating	Max. Cu. Ft. Range*	Volts/Phase/Max. Amps	Wire Size 90°C Copper AWG	Line Fuse	Dimensions L x W x H
SM-8	8000	8.5	275	240/1/35	8	45	15" x 6" x 15½"
	8001			208/1/41	6	60	
SM-8-IM	8000-IM	8.5	275	240/1/35	8	45	15" x 6" x 15½"
	8001-IM			208/1/41	6	60	

*Refer to sizing guidelines to accurately determine the proper size generator for the installation.

Required Equipment

TC-110, TC-135, TC- 125, TC-150, DSC-425, or DSP Controls

Required Electrical Service

Dedicated circuit required: See Specification Chart for proper electrical requirements

Product Information

- Water Supply - 3/8" Compression Fitting
- Steam Line - 3/4" Brass BPT male thread
- Pressure Relief Valve - 3/4" NPT female thread
- Drain Line - None required
- Auto Drain - Factory installed option (Not available on InstaMist models)

Generator

Weight - 34 lbs.

Installation Notes

Steam Generators can be typically mounted within 25 ft. of the bathing area.

Steam Generators should be accessible for service.

Do not install generators outside, in moist, humid area or in an area where parts may freeze or corrode.

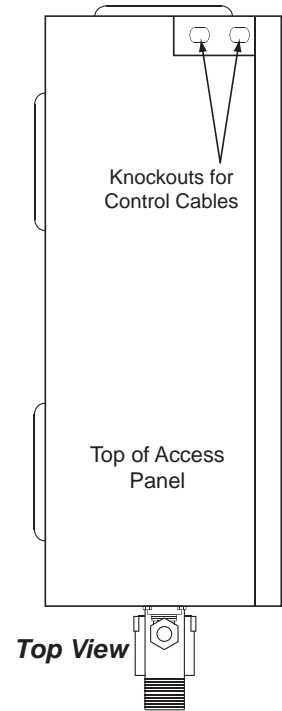
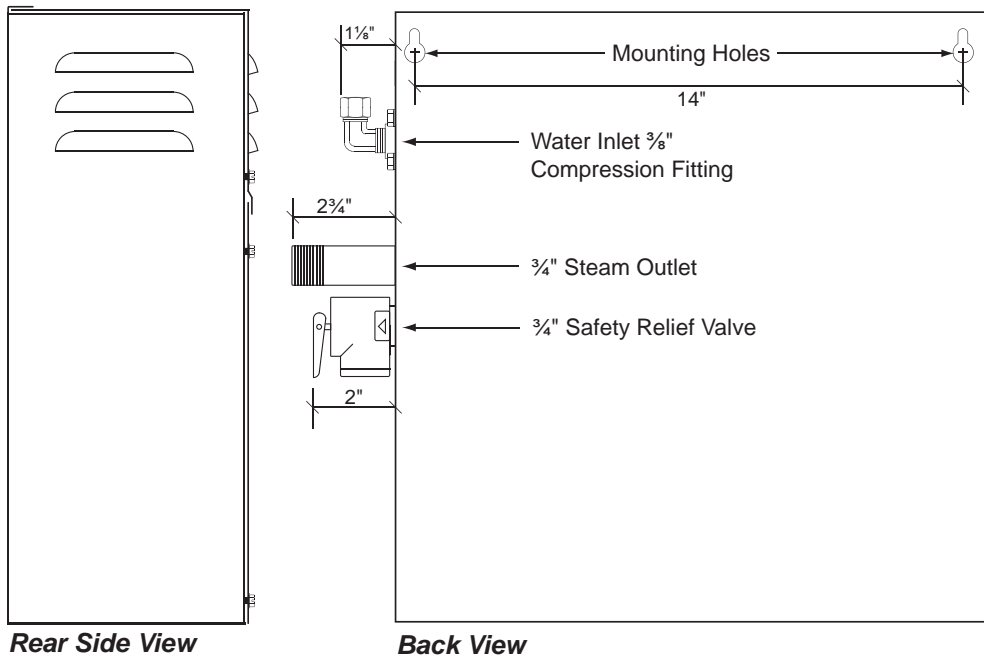
Steamhead to be mounted 18" above floor or 6" above rim of tub and as far from the seating area as possible.

Rough-in Notes

Access: 21" W x 18" D x 22" H (28" W with Auto Drain)

Dimensional Drawing

Models: SM-8 / SM-8-IM



*Add 1/4" to the dimension for the louvers

