



THERMATOUCH CONTROL

TT10-XX

The ThermaTouch Control is a 10" LCD Touchscreen Control used to operate other ThermaSol modules such as Steam Room functions, Light, Sound and Tranquility Visualization, Stereo Audio output and Ethernet connection. The control is approx. 10-2/5" Wide X 7-1/10" High X 2-3/10" Deep. It requires a wall cutout 10-2/5" Wide X 7-1/10" High and must have a clear in wall depth of 3-1/2".

SHIPPING WEIGHT

Weight | 1.8 lbs.

Length | 11 in.

Width | 14 in.

Height | 8 in.

FINISH CHART*

PC | Polished Chrome

SC | Satin Chrome

PB | Polished Brass

SB | Satin Brass

AB | Antique Brass

COP | Polished Copper

ACOP | Antique Copper

ORB | Oil Rubbed Bronze

PN | Polished Nickel

SN | Satin Nickel

MB | Matte Black

AN | Antique Nickel

BN | Black Nickel

PG | Polished Gold

BK | Black

WHT | White

FEATURES

- Choose and download from a menu of 20 of the most popular Apps; shows, news, weather, video content, music and more
- Fully waterproof, ThermaTouch Plus can be installed anywhere: a shower, bathing area, patio, etc.
- Built-in Bluetooth®
- Ethernet connection
- WiFi-enabled capabilities ensure that users automatically receive any updates to the software right to the controller, in-home after purchase.
- Powered by Android™
- Stereo audio output
- Alexa compatible (Available Summer 2019)
- Date and Time display
- Set steam time and temperature
- Set and control preferences for two users
- Operates: steam, digital shower, light, sound and rain head.

SPECIFICATIONS

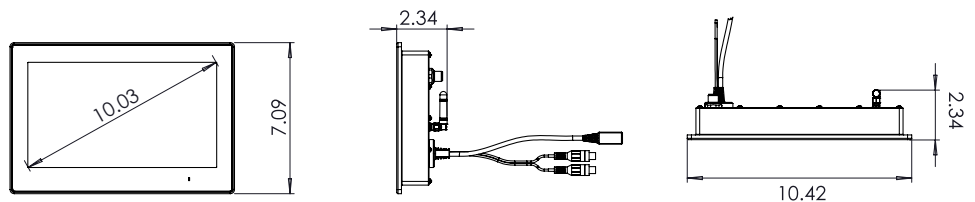
Construction | Acrylic or 6061 Aluminum

Controllability | Steam, Light & Sound

Audio Out | 1/8" Barrel Jack

Power Supply | ThermaSol PDM (10-8147)

Display | 10" Wide LCD Touch Screen



INSTALLATION NOTES

- Refer to ThermaSol installation Instructions Doc No. 81190 for complete instructions.
- Requires wall cut out opening of 9.75" Wide X 6.375" High X 3.125" Deep.
- Use Mud Ring for Tile installation and ThermaTouch Control placement (04-8544).
- Ensure 3-1/2" clearance behind the rear of the control for cable clearance.
- The control should be installed 60" inches from the floor and 6" from any wall and as far away from the steam outlet as possible.

* If selecting "WHT" or "BK" finish replace -XX with code in part number STC-XX. All other finishes replace the -XX in part number STCU-XX.



DIGITAL SHOWER VALVE

TDS-3000

With a minimalist look desired by top architects, ThermaSol's Digital Shower eliminates the need for exposed valves and trims. The integrated system reduces installation costs and allows the budget to be invested into building a state-of-the-art shower environment.

FEATURES

- Industry leading ceramic disc Flühs valves ensures reliability and safety
- Operates two industrial grade stepper motors with 400 positions that take away the noise factor found with solenoid valve systems and provides precise temperature control
- May be installed up to 30 ft. away from shower
- Three output valve - Example: Rainhead, Hand Shower and Standard Showerhead
- Battery backup included
- Output 9.25 GPM at 45 PSI
- IAPMO Approved

SHIPPING WEIGHT

Weight | 10.65 lbs.

Length | 12 in.

Width | 16 in.

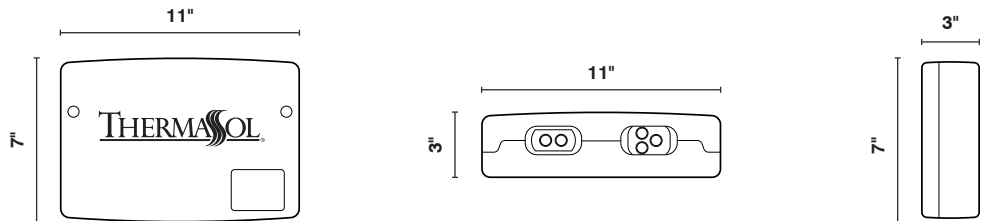
Height | 3.5 in.

SPECIFICATIONS

Two Inputs | 1/2" FNPT


Three Outputs | 1/2" FNPT

Power Supply | Input 110VAC .5 AMP Output 15VDC, 3 AMPS Required



INSTALLATION NOTES

- Refer to ThermaSol installation Instructions Doc No. 81216 for complete instructions.
- Digital Shower Valve must be accessible do not seal into walls.



SPECIFICATIONS – Light and Sound Rain System

Construction.....Machined Brass
Controllability.....ThermaTouch Series Controls
Function Lights.....200 Full-color luminous LED
Rainhead Water Supply..... 3/8", 40-80 PSI, 1.8GPM
Water Jets.....300
CEC Approved

Lighting

- 200 Full-color luminous LED (R,G,B,W)
- Color Changing "Mood Lighting"
- Preset Chromatherapy Chakras
- Custom user programmable "any color"

Audio

- Amplifier: 100Watt RMS, built in Digital Signal Processor
- Built-in Bluetooth v4.2
- 2-1" Titanium Dome Tweeter with Ferro fluid cooled aluminum voice coil
- 1- 4" woofer
- 1-4" passive radiator

Installation Notes:

Overall size is 18.0" SQ X 8.0" tall and requires approx. 16.7" X 16.7" cutout in the shower ceiling. The unit is self-contained as one piece and extends into the ceiling space 8.0" plus plumbing connection clearance. Use a 3/8" compression fitting and a flexible potable waterline to connect to the Rainhead. Use only potable water and approved plumbing fittings for any shower connection. Refer to ThermaSol Installation Instructions for a full-sized template and detailed installation and operation instructions.

Finish Chart:

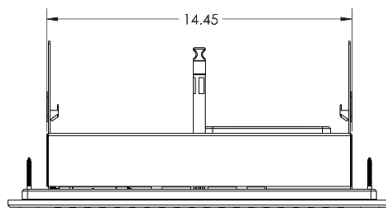
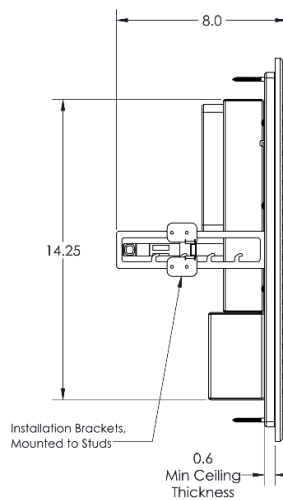
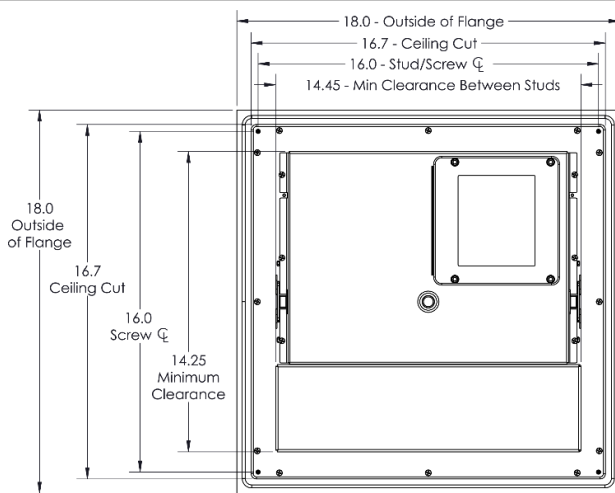
Select desired finish and replace XX with code.

PC = Polished Chrome
 SC = Satin Chrome
 PB = Polished Brass
 SB = Satin Brass
 AB = Antique Brass
 COP = Polished Copper
 ACOP = Antique Copper

PN = Polished Nickel
 SN = Satin Nickel
 BN = Black Nickel
 MB = Matte Black
 AN = Antique Nickel
 PG = Polished Gold
 ORB = Oil Rubbed Bronze
 WHT = White

Product Specification:

A self-contained, Light and Sound Rainhead module that creates high-intensity chromatherapy lights and sounds. Rainhead is rated at 1.8 GPM Max. at 80 PSI and requires a separate diverter port with shut off valve. Powered by: provided 24V DC, 30 Watts power supply.



For any further assistance please contact ThermaSol at 800.776.0711 or sales@thermasol.com
 Visit www.thermasol.com for a complete product definition

Shipping Information:

Weight..... 37 lbs.
 Length.....20 in.
 Width.....20 in.
 Height.....10 in.



SPECIFICATIONS – SteamVection Steam Head

Construction..... Brass
Aromatherapy..... Integral Reservoir

Installation Notes:

The steam head should be installed 24 inches from the floor, and 6 inches from any corner, inside the shower only, and as far away from the controller and shower fixtures as possible.

The steam head housing requires a 1-1/8" hole in the shower wall, and must be flush with the finished wall and sealed to the wall to not allow vapor or water behind it. Use 1/2" copper fittings to attach the housing to the steam outlet. See the full steam head housing instructions within your generator installation guide.

Product Specification:

The steam head shall be approximately 1.75" x 1.75" in the square version, and a 1.75" Dia. For the round version. The steam head is made from brass alloy and includes an aromatherapy well.

Finish Chart:

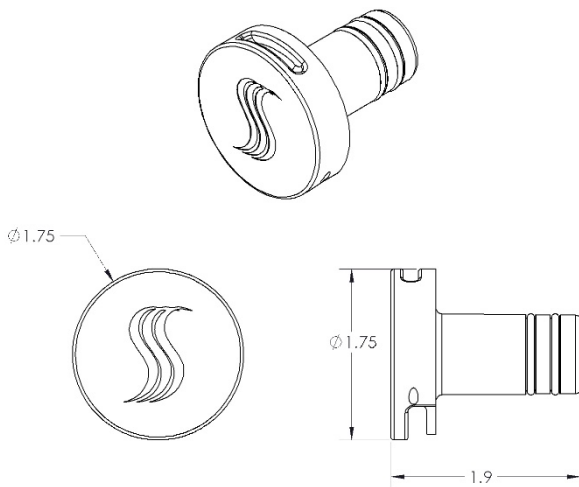
Select desired finish and replace XX with code. No-Touch Aromatherapy steam head and control finishes.

PC = Polished Chrome	PN = Polished Nickel
SC = Satin Chrome	SN = Satin Nickel
PB = Polished Brass	BN = Black Nickel
SB = Satin Brass	AN = Antique Nickel
AB = Antique Brass	PG = Polished Gold
COP = Polished Copper	ORB = Oil Rubbed Bronze
ACOP = Antique Copper	WHT = White
MB = Matte Black	

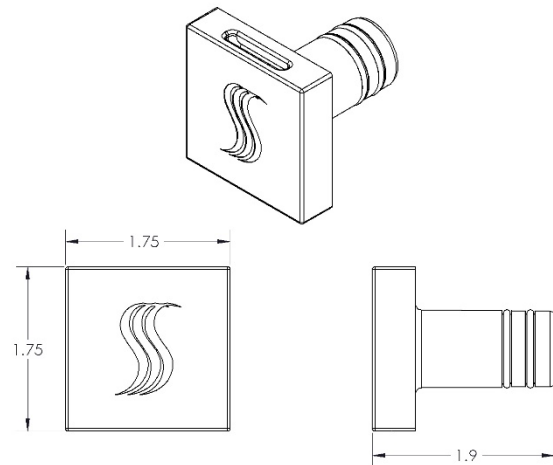
Shipping Information:

Weight..... 1 lbs.
Length.....9.5 in.
Width.....3.5 in.
Height.....2.5 in.

For any further assistance please contact
ThermaSol at 800.776.0711 or
sales@thermasol.com



Round Style



Square Style