



## THERMATOUCH CONTROL

TT10-XX

The ThermaTouch Control is a 10" LCD Touchscreen Control used to operate other ThermaSol modules such as Steam Room functions, Light, Sound and Tranquility Visualization, Stereo Audio output and Ethernet connection. The control is approx. 10-2/5" Wide X 7-1/10" High X 2-3/10" Deep. It requires a wall cutout 10-2/5" Wide X 7-1/10" High and must have a clear in wall depth of 3-1/2".

### SHIPPING WEIGHT

**Weight** | 9.25 lbs.

**Length** | 11 in.

**Width** | 14.5 in.

**Height** | 12 in.

### FINISH CHART\*

**PC** | Polished Chrome

**SC** | Satin Chrome

**PB** | Polished Brass

**SB** | Satin Brass

**AB** | Antique Brass

**COP** | Polished Copper

**ACOP** | Antique Copper

**ORB** | Oil Rubbed Bronze

**PN** | Polished Nickel

**SN** | Satin Nickel

**MB** | Matte Black

**AN** | Antique Nickel

**BN** | Black Nickel

**PG** | Polished Gold

**BK** | Black

**WHT** | White

### FEATURES

- Choose and download from a menu of 20 of the most popular Apps; shows, news, weather, video content, music and more
- Fully waterproof, ThermaTouch Plus can be installed anywhere: a shower, bathing area, patio, etc.
- Built-in Bluetooth®
- Ethernet connection
- WiFi-enabled capabilities ensure that users automatically receive any updates to the software right to the controller, in-home after purchase.
- Powered by Android™
- Stereo audio output
- Alexa compatible (Available Summer 2019)
- Date and Time display
- Set steam time and temperature
- Set and control preferences for two users
- Operates: steam, digital shower, light, sound and rain head.

### SPECIFICATIONS

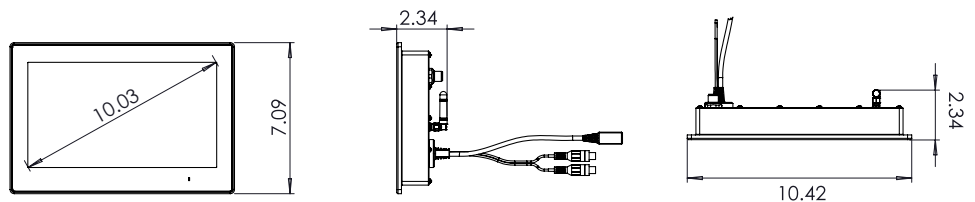
**Construction** | Acrylic or 6061 Aluminum

**Controllability** | Steam, Light & Sound

**Audio Out** | 1/8" Barrel Jack

**Power Supply** | ThermaSol PDM (10-8147)

**Display** | 10" Wide LCD Touch Screen



### INSTALLATION NOTES

- Refer to ThermaSol installation Instructions Doc No. 81190 for complete instructions.
- Requires wall cut out opening of 9.75" Wide X 6.375" High X 3.125" Deep.
- Use Mud Ring for Tile installation and ThermaTouch Control placement (04-8544).
- Ensure 3-1/2" clearance behind the rear of the control for cable clearance.
- The control should be installed 60" inches from the floor and 6" from any wall and as far away from the steam outlet as possible.

\* If selecting "WHT" or "BK" finish replace -XX with code in part number STC-XX. All other finishes replace the -XX in part number STCU-XX.



**SPECIFICATIONS – SteamVection Steam Head**

Construction..... Brass  
 Aromatherapy..... Integral Reservoir

**Installation Notes:**

The steam head should be installed 24 inches from the floor, and 6 inches from any corner, inside the shower only, and as far away from the controller and shower fixtures as possible.

The steam head housing requires a 1-1/8" hole in the shower wall, and must be flush with the finished wall and sealed to the wall to not allow vapor or water behind it. Use 1/2" copper fittings to attach the housing to the steam outlet. See the full steam head housing instructions within your generator installation guide.

**Product Specification:**

The steam head shall be approximately 1.75" x 1.75" in the square version, and a 1.75" Dia. For the round version. The steam head is made from brass alloy and includes an aromatherapy well.

**Finish Chart:**

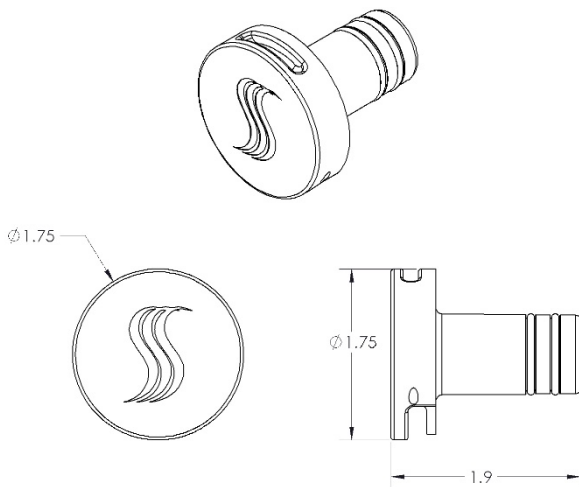
Select desired finish and replace XX with code. No-Touch Aromatherapy steam head and control finishes.

PC = Polished Chrome	PN = Polished Nickel
SC = Satin Chrome	SN = Satin Nickel
PB = Polished Brass	BN = Black Nickel
SB = Satin Brass	AN = Antique Nickel
AB = Antique Brass	PG = Polished Gold
COP = Polished Copper	ORB = Oil Rubbed Bronze
ACOP = Antique Copper	WHT = White
MB = Matte Black	

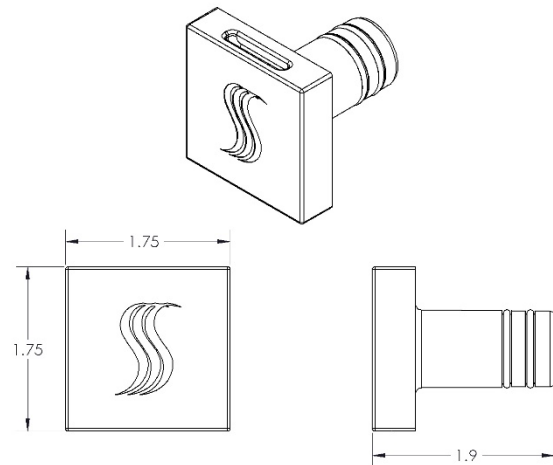
**Shipping Information:**

Weight..... 1 lbs.  
 Length.....9.5 in.  
 Width.....3.5 in.  
 Height.....2.5 in.

For any further assistance please contact  
 ThermaSol at 800.776.0711 or  
[sales@thermasol.com](mailto:sales@thermasol.com)



Round Style



Square Style