



SHIPPING WEIGHT

Weight | 12 lbs.

Length | 13 in.

Width | 12 in.

Height | 9 in.

THERMATOUCH CONTROL

TT7V2-BK

The ThermaTouch Control is a 7" LCD Touchscreen Control used to operate other ThermaSol modules such as Steam Room functions, Light, Sound and Tranquility Visualization. The control is approx. 8-4/5" Wide X 6 – 1/8" High X 3 – 1/2" Deep. It requires a wall cutout 7-1/2" Wide X 5-1/2" High and must have a clear in wall depth of 3-1/2".

FEATURES

- Choose and download from a menu of popular Apps; shows, news, weather, video content, music and more
- Fully waterproof, ThermaTouch Plus can be installed anywhere: a shower, bathing area, patio, etc.
- Built-in Bluetooth® when paired with hydrovive
- Ethernet connection
- WiFi-enabled capabilities ensure that users automatically receive any updates to the software right to the controller, in-home after purchase.
- Powered by Android™
- Stereo audio output
- Alexa compatible
- Date and Time display
- Set steam time and temperature
- Set and control preferences for two users
- Operates: steam, digital shower, HydroVive light, sound and rain head.

SPECIFICATIONS

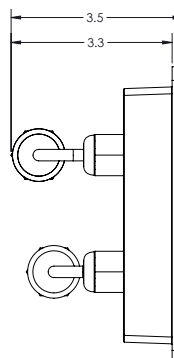
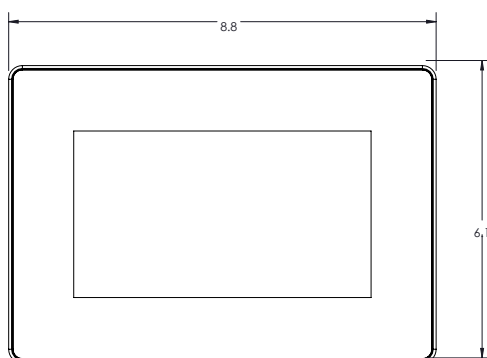
Construction | Acrylic

Controllability | Steam, Light & Sound, digital shower valve.

Audio Out | 3.5mm jack Connection


Power Supply | ThermaSol PDM (Included)

Display | 7" Wide LCD Touch Screen



INSTALLATION NOTES

- Refer to ThermaSol installation Instructions Doc No. 81300 for complete instructions.
- Requires wall cut out opening of 7-1/2" Wide X 5-1/2" High X 3-1/2" Deep. See instruction: 81301
- Ensure 3-1/2" clearance around all sides of the mud ring cutout for controller clearance from walls or fixtures
- Use Mud Ring for Tile installation and ThermaTouch Control placement (PN: 04-8544).
- Ensure 3-1/2" clearance behind the rear of the control for cable clearance.
- The control should be installed 60 inches from the floor and as far away from the steam outlet as possible.
- Power Distribution Module (PDM) Included requires 110VAC power



SPECIFICATIONS – Light and Sound Rain System

Construction.....Machined Brass
Controllability.....ThermaTouch Series Controls
Function Lights.....200 Full-color luminous LED
Rainhead Water Supply..... 3/8", 40-80 PSI, 1.8GPM
Water Jets.....300
CEC Approved

Lighting

- 200 Full-color luminous LED (R,G,B,W)
- Color Changing "Mood Lighting"
- Preset Chromatherapy Chakras
- Custom user programmable "any color"

Audio

- Amplifier: 100Watt RMS, built in Digital Signal Processor
- Built-in Bluetooth v4.2
- 2-1" Titanium Dome Tweeter with Ferro fluid cooled aluminum voice coil
- 1- 4" woofer
- 1-4" passive radiator

Installation Notes:

Overall size is 18.0" SQ X 8.0" tall and requires approx. 16.7" X 16.7" cutout in the shower ceiling. The unit is self-contained as one piece and extends into the ceiling space 8.0" plus plumbing connection clearance. Use a 3/8" compression fitting and a flexible potable waterline to connect to the Rainhead. Use only potable water and approved plumbing fittings for any shower connection. Refer to ThermaSol Installation Instructions for a full-sized template and detailed installation and operation instructions.

Finish Chart:

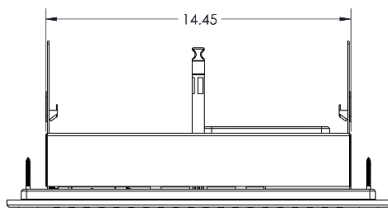
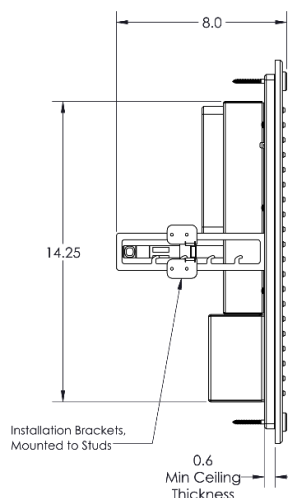
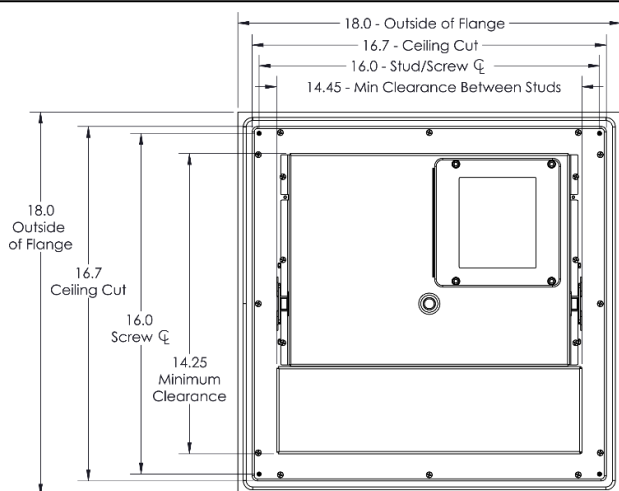
Select desired finish and replace XX with code.

PC = Polished Chrome
SC = Satin Chrome
PB = Polished Brass
SB = Satin Brass
AB = Antique Brass
COP = Polished Copper
ACOP = Antique Copper

PN = Polished Nickel
SN = Satin Nickel
BN = Black Nickel
MB = Matte Black
AN = Antique Nickel
PG = Polished Gold
ORB = Oil Rubbed Bronze
WHT = White

Product Specification:

A self-contained, Light and Sound Rainhead module that creates high-intensity chromatherapy lights and sounds. Rainhead is rated at 1.8 GPM Max. at 80 PSI and requires a separate diverter port with shut off valve. Powered by: provided 24V DC, 30 Watts power supply.



For any further assistance please contact ThermaSol at 800.776.0711 or sales@thermasol.com
Visit www.thermasol.com for a complete product definition

Shipping Information:

Weight..... 37 lbs.
Length.....20 in.
Width.....20 in.
Height.....10 in.



SPECIFICATIONS – SteamVection Steam Head

Construction..... Brass
Aromatherapy..... Integral Reservoir

Installation Notes:

The steam head should be installed 24 inches from the floor, and 6 inches from any corner, inside the shower only, and as far away from the controller and shower fixtures as possible.

The steam head housing requires a 1-1/8" hole in the shower wall, and must be flush with the finished wall and sealed to the wall to not allow vapor or water behind it. Use 1/2" copper fittings to attach the housing to the steam outlet. See the full steam head housing instructions within your generator installation guide.

Product Specification:

The steam head shall be approximately 1.75" x 1.75" in the square version, and a 1.75" Dia. For the round version. The steam head is made from brass alloy and includes an aromatherapy well.

Finish Chart:

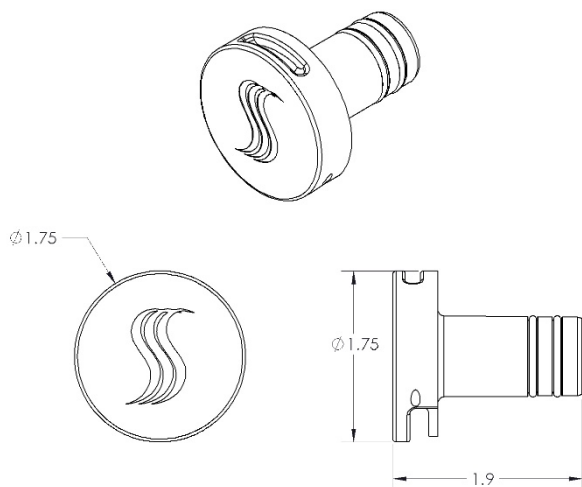
Select desired finish and replace XX with code. No-Touch Aromatherapy steam head and control finishes.

PC = Polished Chrome	PN = Polished Nickel
SC = Satin Chrome	SN = Satin Nickel
PB = Polished Brass	BN = Black Nickel
SB = Satin Brass	AN = Antique Nickel
AB = Antique Brass	PG = Polished Gold
COP = Polished Copper	ORB = Oil Rubbed Bronze
ACOP = Antique Copper	WHT = White
MB = Matte Black	

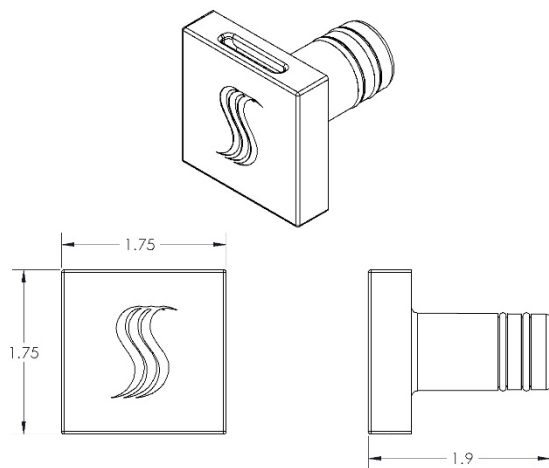
Shipping Information:

Weight..... 1 lbs.
Length.....9.5 in.
Width.....3.5 in.
Height.....2.5 in.

For any further assistance please contact
ThermaSol at 800.776.0711 or
sales@thermasol.com



Round Style



Square Style